

HOW TO PLAY SHIRLEY'S DIRTY BINGO™

In just 12 Steps you will learn how to play Bingo like a 76 year old chain smoker... and you won't even have to admit you have a problem!


1. Collect your Bingo card.
2. Sit your sweet ass down.
3. Cover the "Free" space in the center of your card.
4. Listen as Shirley calls out a letter and number combination, such as "B-8."
5. Find the "B" column on your Bingo card.
6. Look to see if you have an "8" in the column under the "B."
7. Cover the "8" if you have it.
8. Listen as Shirley continues to call out letter and number combinations.
9. Place markers over the letter and number combinations on your card.
10. Yell out "BINGO!" as soon as you cover the numbers in a *winning pattern*.*
11. Bring your card to Shirley to verify the Bingo.
12. Collect your prize after the Bingo is verified.




* See next page for *winning patterns*.

HOW TO PLAY SHIRLEY'S DIRTY BINGO™

The simplest Bingo (winning) pattern is a single line:



Horizontal
(Any line)



Vertical
(Any line)




Diagonal
(Any Direction)


At the beginning of each round of Bingo, Shirley will call a new winning pattern to search for.

Sound complicated? Don't mess yourself! Shirley is an expert ball-jockey and will fully explain each new pattern before the round begins.


Some of these patterns are illustrated here:



Four Corners




Plus Sign



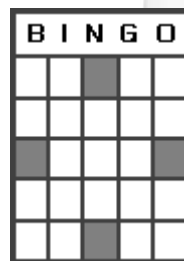
Outside Edges




Inside Edges



Railroad Tracks




Outside Diamond




Inside Diamond



Full Card



Letter X



Letter T



Letter C



Letter U